



St Thomas More School

A Catholic school in the Mercy Tradition R-6

Fruit Fly Outbreak – Key Messages for Red Zone Schools

Dear Families,

It has come to our attention that there is a Fruit Fly Outbreak in the metropolitan Adelaide area at Glynde and Elizabeth East. Restrictions are in place across much of metropolitan Adelaide on moving home-grown fruit and vegetables at risk of Fruit Fly.

To ensure we comply with Government of South Australia Guidelines, please read the following Key Messages for schools in the area.

Understand your Situation

St Thomas More School is currently in the **RED OUTBREAK ZONE**.

- Check the [Fruit Fly map](#) to know whether you live in the area.
- Learn which produce is at risk of Fruit Fly. Click [here](#) to download the list of fruit and vegetables affected (also shown on the last page of this letter).

Lunchboxes

What fruit and vegetables to include and how to prepare them

- **DO** | You can pack lunchboxes with fruit and vegetables purchased from shops, providing the lunchbox is sealed during transit.
- **DO** | You can cook, bake, puree, grate, freeze, or dry any home-grown produce and then pack it in a lunchbox.
- **DO NOT** | Sliced and mashed fruits or vegetables are not Fruit Fly safe preparation methods.

Disposing of Waste at School

Please discuss with your child

- Dispose of all waste correctly at school
- Do not leave any fruit waste on the ground

How to Prevent Fruit Fly at home and school

- **Pick** ripe fruit as soon as possible
- **Collect** fallen fruit. Do not compost or bury it in an outbreak zone
- **Check** your fruit for blemishes and maggots
- **Call** the Fruit Fly Hotline on **1300 666 010** if you suspect Fruit Fly. You will need to seal fruit in an airtight bag, ready for collection.
- **Visit** fruitfly.sa.gov.au for the latest updates



St Thomas More School

A Catholic school in the Mercy Tradition R-6

St Thomas More School is in a RED OUTBREAK ZONE

1. If you live in a:

RED ZONE:

- You cannot bring any restricted home-grown fruit and vegetables to school.

YELLOW Suspension or GREEN Zone:

- You can bring home-grown fruit and vegetables to school, but they must not be taken home.

2. All fruit waste must be disposed of at school. Please speak with the Front Office about safely disposing of fruit waste.

3. Do not compost or bury any restricted items.

If you have any further questions about this information, please visit fruitfly.sa.gov.au or contact our Front Office on 7285 1500. Thank you for your continued support.




Shaping our future together

St Thomas More School, Elizabeth Park

What fruit and vegetables do fruit fly like?

These fruit and vegetables can host fruit fly eggs and larvae. They cannot be brought into South Australia or the Riverland. Additional restrictions are in place during a fruit fly outbreak. This list represents Australia's most common fruits and vegetables, but it is not a complete list.

Common fruits and vegetables

 apple	 apricot	 avocado	 banana	 blackberry	 blueberry	 capsicum
 cherry	 chilli	 cumquat	 date	 eggplant	 fig	 grapes
 grapefruit	 kiwifruit	 lemon	 lime	 mandarin	 mango	 mulberry
 nectarine	 olive	 orange	 papaya	 passion fruit	 pawpaw	 peach
 pear	 plum	 pomegranate	 quince	 raspberry	 strawberry*	 tomato

Other fruit and vegetable

acerola	custard apple	jaboticaba	monstera**	santol
babaco	dragon fruit	jackfruit	nashi	sapodilla
black sapote	(pink)	jujube	peacharine	soupsop
breadfruit**	dragon fruit	june plum	pepino	star apple
cape	(yellow)	loganberry	persimmon	star fruit
gooseberry	durian	longan	plumcot	tamarillo
cashew apple	feijoa	loquat	pomelo	tangelo
cherimoya	granadilla	lychee	prickly pear	white sapote
choko	grumichama	mangosteen	rambutan	
citron	guava	medlar	rollinia	
coffee berry	hog plum	miracle fruit	rose apple	

*strawberries only attract Queensland fruit fly **breadfruit and monstera attract only Mediterranean fruit fly